

Orona 3G

X-10

## Machine-room-less electrical gearless solutions (MRLG)

High efficiency for residential and public buildings for medium traffic.

Optimum use of space and latest direct drive (gearless) technology.

The standard solution.

Latest technology, affordable and functional.

### General specifications

Load	320 - 450 - 630 kg
Capacity	4 - 6 - 8 persons
Speed	1 m/s
Maximum travel	40 m
Maximum floors served	16 floors
Entrances	1 front / 2 open through / 2 front & side
Drive system	Regulated gearless (180 connections / hour)
Controller	ARCA III controller, low energy consumption multiprocessor
Door types	Automatic side-opening / Automatic central-opening
Clear door opening	700 / 800 / 900 mm
Door height	2,000 / 2,100 mm
Car dimensions	Standard car dimensions
Internal car height	2,100 / 2,200 mm
Aesthetic solutions	Orona 3G Domo Packs / Orona 3G Public Packs / Orona 3G Plus

Standard Optional



#### 1 MRL

Compact machine-room-less solution, with optional reduced headroom version.



#### 2 OPTIMISED PASSENGER UNIT

Saves space, reduces weight, improves safety, and improves the installation process.



#### 3 ACCESSIBLE SPACE BELOW THE PIT

Adapts the lift to suit buildings which have an accessible space below the pit (optional).



#### 4 TRACTION ROPES

Orona small diameter ropes replace traditional steel ropes. As a result of their lighter weight, longer lifespan and greater flexibility, it is possible to use a more compact, efficient and eco-friendly gearless machine.



#### 5 DRIVE

Compact, quiet, gearless, energy efficient, speed regulated (VVVF) permanent magnet electric motor.



#### 6 DOORS

Compact permanent magnet motor for fast, accurate and quiet door operation giving the most advanced performance. Advanced door opening and full height infra red door protection edges. Optional Solid Door for high flow situations.



#### 7 AUTOMATIC RESCUE SYSTEM

With floor level indication to ensure fast, efficient and safe evacuation of passengers in the event of an emergency. As an option, the system can incorporate a fully-automatic rescue device to evacuate passengers in the event of a power failure.



## Standard dimensions\*

Load / capacity		Car			Lift shaft <sup>0</sup>									
					Entrances		Side-opening doors		Central-opening doors		HF Pit	HUP Headroom		
Persons	Q Load	AC Width	FC Depth	PL Clear opening	Accessibility	No. of entrances	AH <sup>1</sup> Width	FH <sup>2</sup> Depth	AH Width	FH <sup>3</sup> Depth				
4	320 kg	825	1,100	700		1	1,325	1,350	1,600	1,300			3,400	
						2x180 <sup>3</sup>		1,500		1,400				
						2x90 <sup>0</sup>		1,450		1,350				
6	450 kg	1,000	1,250	800	♿	1	1,500	1,500	1,800	1,450			3,400 (3,000) <sup>5</sup>	
						2x180 <sup>3</sup>		1,650		1,550			3,400	
						2x90 <sup>0</sup>		1,625		1,500				
8	630 kg	1,100	1,400	900	♿	1	1,600	1,650	2,000	1,600	1,000 (850) <sup>4</sup>		3,400 (3,000) <sup>5</sup>	
						2x180 <sup>3</sup>		1,800		1,700				
						2x90 <sup>0</sup>		1,725		1,650				
		1,200	1,250	900	♿	1	1,700	1,500	2,000	1,450				3,400
						2x180 <sup>3</sup>		1,650		1,550				
						2x90 <sup>0</sup>		1,825		1,575				
	1,100	1,400	800	♿	1	1,600	1,650	2,000	1,600				2,500 <sup>6</sup>	
					2x180 <sup>3</sup>		1,800		1,700					
					2x90 <sup>0</sup>		1,725		1,650					

0 Minimum plumb measurements

- 1 Ac accessible space below the pit (counterweight with safety gear) add 50 mm to AH
- 2 Shaft depth with door tracks projecting 60 mm on the landing
- 3 Shaft depth with door tracks projecting 40 mm on the landing
- 4 HF reduced pit optional 850 mm

5 HUP minimum for internal car height (HC) of 2,100 mm

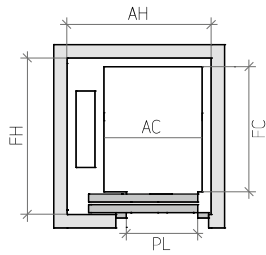
HUP reduced headroom optional only for 6 and 8 persons

- 6 Without safety space EN 81-21, minimum HUP for internal car height (HC) of 2000 mm. Check minimum height of headroom in case of central opening doors. Not compatible with accessible space below the pit (counterweight with safety gear)

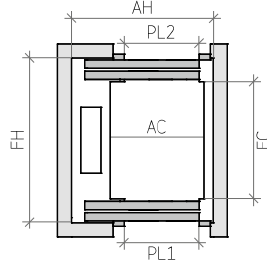
\* The information is not contractually binding and is subject to the conditions of the shaft

## Layout

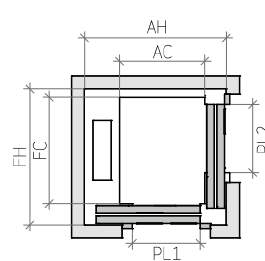
1 ENTRANCE



2 ENTRANCES (OPEN THROUGH)



2 ENTRANCES (FRONT & SIDE)



VERTICAL SECTION

